



SERVICE BULLETIN – Reflex Pop-Up – Remote Control




Customers may report the remote control for the Reflex Pop-Up is not working. Please review the points below before replacing.

- 1) Is the battery saver plastic insert removed from the remote?




- Grab the plastic insert and pull straight out to allow battery contact

- 2) Hold the remote in a manner so that the transmitter is not blocked by your hand.



Transmitter



- 3) Make sure the remote transmitter is pointing directly at the control panel on top of the Reflex Pop-Up.